







# RISK PROFILES



						
	DEFENSIVE	MODERATE	BALANCED INCOME	BALANCED GROWTH	GROWTH	HIGH GROWTH
Risk/Return						
SMA Available	40.0%	90.0%	✓	✓	✓	70.0%
Return Generation	Income	Income	Income	Growth	Growth	Growth
Asset Class						
Equities	15.0%	36.0%	40.0%	46.0%	63.0%	75.0%
Real Assets	5.0%	8.0%	12.0%	15.0%	17.0%	10.0%
Alternatives	5.0%	8.0%	8.0%	10.0%	10.0%	10.0%
Fixed Income	45.0%	36.0%	30.0%	24.0%	8.0%	5.0%
Cash	30.0%	12.0%	10.0%	5.0%	2.0%	0.0%
<ul style="list-style-type: none"> <li>• Growth</li> <li>• Defensive</li> </ul>	